

POWER BRACE

Improve chassis stiffness of the Wagon and Mini-van.

FEATURES

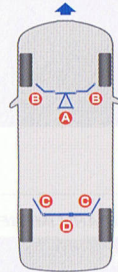


Stiffens Minivan's large passenger rooms. Not only stiffening lateral and longitude directions, but also improve rigidity against twisting input to the chassis. This minimizes uncomfortable squeezing noise, and movement, and improves the driving performance and comfortableness. Do not sacrifice ground clearance.

FITTING

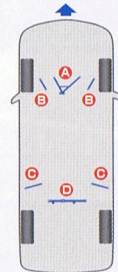
Easy Bolt-on installation (connected to the member bolts)

Material: Steel
Shaft: Oval section
Thickness: 1.6mm

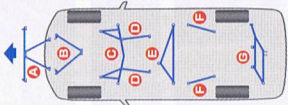

TOYOTA ESTIMA (ACR50W)



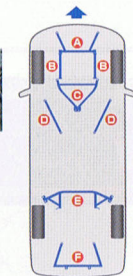

TOYOTA ALPHARD (ANH10W)



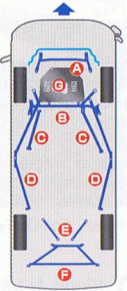



TOYOTA NOAH / VOXY (AZR60G)



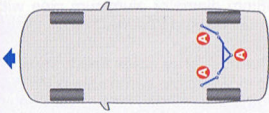

NISSAN ELGRAND (E51)



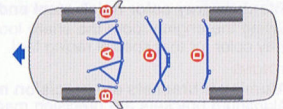



TOYOTA HIACE (KDH200 / TRH200 / KDH205)



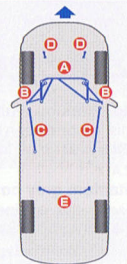

HONDA ODYSSEY (RB1)



HONDA ODYSSEY (RA6)



HONDA STEPWGN (RG1)



HONDA STEPWGN (RF3)

